

Fairfield 70

70 Series Fusion-Welded Vinyl Windows

Beautiful, Strong and Energy Efficient



Alside®

COMFORT AND STYLE FOR EVERY SEASON

Performance-engineered windows protect us from intense heat, frigid cold and a wide range of challenging weather elements, yet allow us to enjoy the warmth and beauty of natural light from the comfort of our home. Fairfield 70 Series Windows deliver all of this and more!

1. Premium vinyl won't chip, peel, crack or warp; never needs to be painted.
2. Multi-chambered extrusions for superior welding strength and thermal efficiency.
3. 3/4" thick (nominal) insulated glass unit for year-round energy savings;¹ double-strength glass optional.
4. Intercept® Warm-Edge Spacer protects against energy loss.
5. Interlock at sash locking rail increases strength.
6. Metal-reinforced locking rail ensures durability.
7. Fully extruded lift rail for easy sash operation.
8. Drop-in exterior glazing provides enhanced performance during inclement weather.
9. Full-capture sill improves protection from air and water infiltration.
10. Hidden screen track for added beauty.
11. Nailing fin welded at all corners for weathertight installations.



ADDITIONAL FEATURES

- Fusion-welded frame and sashes for increased strength and structural integrity.
- 2-5/8" frame depth for multiple applications.
- Sash operates on two concealed, pre-calibrated block and tackle sash balances.
- Double-pile weatherstripping helps block energy loss.
- Side-load bottom sash for convenient cleaning access.
- Water management system with offset drainage to the exterior.
- Indoor/outdoor removable fiberglass screens.

FRAME CONFIGURATIONS

Fairfield 70 Series Windows come standard with a 1-3/8" nail fin. For enhanced appearance and ease of installation, four additional options are also available.




1-3/8" Nail Fin
(standard)

1-3/8" Nail Fin
with J-Channel

7/8" Nail Fin

Stucco Fin


Block Frame



ClimaTech iE option features insulating foam liners in select mainframe channels.



Optional PAL lock (shown locked and unlocked) makes it easy to close and lock the window in a single motion.



Optional ADA compliant PAL lock (shown locked and unlocked) with an adjustable pull cord to disengage the lock.

CONQUER ENERGY LOSS WITH CLIMATECH® GLASS

Most windows are about 80% glass, so you'll want to carefully select your glass system to ensure superior energy savings. Upgrading your windows with a ClimaTech insulated glass package will further enhance the energy efficiency of your home.

CLIMATECH INSULATING GLASS TECHNOLOGY

- ClimaTech combines multi-layered, low-emissivity (Low-E) glass, argon gas² and the Intercept Warm-Edge Spacer System.
- Proven to be far more energy efficient than ordinary clear glass units.
- Compare the glass package performance:
 - The lower the U-Factor, the less energy you'll need to heat your home
 - The lower the Solar Heat Gain Coefficient (SHGC), the more you'll conserve on air-conditioning

THERMAL BARRIER SPACER SYSTEMS

Spacer systems not only enhance the thermal performance of a window by reducing the conduction of heat, they also can improve the window's durability and strength. Fairfield 70 Series offers three spacer options.



The **Intercept Warm-Edge Spacer** features a unique, one-piece metal alloy, U-channel design that reduces heat loss through the window; it's stronger and better at retaining insulating gas than traditional box metal spacers. Or choose the **ClimaTech ThermD Stainless Steel Intercept Spacer** for superior strength and even greater insulating gas retention in the window unit.



The **Optional Foam Spacer** combines a structural foam spacer with a seal of hot melt butyl to create a "warm" low-conductive edge. This non-metal design eliminates any metal-to-glass contact, thereby increasing the edge of the glass temperature for a highly effective thermal barrier.



In summer months, Low-E glass helps block unwanted solar heat gain.



In winter months, Low-E reduces heat loss by reflecting warm air back into your home.

Fairfield 70 Series Glass Performance Comparison

| | Single-Hung | | Sliding | |
|---|-------------|------|----------|------|
| | U-Factor | SHGC | U-Factor | SHGC |
| Clear Insulated [†] | 0.48 | 0.63 | 0.49 | 0.63 |
| ClimaTech [†] | 0.31 | 0.34 | 0.31 | 0.34 |
| ClimaTech Elite [†] | 0.30 | 0.22 | 0.30 | 0.22 |
| ClimaTech ThermD [†] | 0.30 | 0.34 | 0.30 | 0.34 |
| ClimaTech ThermD Elite [†] | 0.29 | 0.22 | 0.29 | 0.22 |
| ClimaTech SF ThermD Elite ^{**} | 0.25 | 0.22 | 0.25 | 0.22 |
| ClimaTech SF ThermD w/iE Liner [†] | 0.25 | 0.30 | 0.25 | 0.30 |
| ClimaTech Quattro ThermD [†] | 0.26 | 0.52 | 0.26 | 0.52 |

[†] Whole window values, single-strength glass.

^{**} Whole window values, double-strength glass.

YOU CHOOSE!

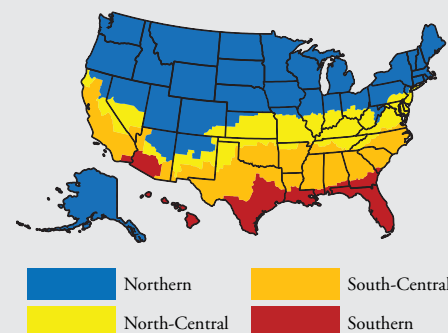
Ask about our extensive selection of glass package options specifically designed for increased insulation and protection from solar heat gain.



Aside offers a variety of ENERGY STAR®-certified products. Consult your window professional for an energy-efficient glass package for your home and climate zone.


BUILT FOR YOUR CLIMATE

The ENERGY STAR label certifies that the window is a positive choice for energy efficiency, fuel savings and the environment. ENERGY STAR is a government-backed voluntary partnership program sponsored by the U.S. Environmental Protection Agency and the U.S. Department of Energy to help consumers recognize energy-efficient products. It's good for you and good for the environment!



SLIDING WINDOWS

Sliding windows corner the market on easy operation, with a sash that glides horizontally to open and close. The moving sash also lifts out for convenient cleaning from inside your home.³



- Fusion-welded mainframe and sashes increase strength and energy efficiency.
- 1" integral pre-punched nail flange for enhanced installation and a weathertight fit.
- 3/4" thick (nominal) insulated glass unit with warm-edge technology offers increased energy efficiency and noise reduction.
- Integral pull handle for easy opening and closing of the window.
- Double-pile weatherstripping at the locking rail increases thermal performance.
- Adjustable tandem brass rollers in a non-corrosive housing ensures smooth operation.
- Cam lock and keeper provides a tight seal and increased energy efficiency.



Cam Lock and Keeper



Tandem Brass Roller System



Integrated Pull Handle




Metal-Reinforced Meeting Rail



Integrated Nail Fin

PICTURE, FIXED LITE *and* SPECIALTY SHAPE WINDOWS

Picture windows invite the beauty of outdoors inside – without compromising the comfort and energy efficiency of your home. Combine picture windows with fixed lites or specialty shapes to elevate the style of your home, inside and out.



- Full 45-degree fusion-welded mainframe delivers increased strength and energy efficiency.
- Multi-chambered extrusions improve thermal performance and structural integrity.
- 1" integral pre-punched nail flange for enhanced installation and a weathertight fit.
- 1" thick (nominal) insulated glass unit with warm-edge technology offers increased energy efficiency and noise reduction.
- Clean-line design creates a larger viewing area.
- Continuous frame on multiple unit configurations for enhanced thermal performance and aesthetic appeal.

SPECIALTY SHAPES

Choose from a wide array of shapes including round tops, cathedrals, octagons, pentagons, trapezoids, triangles and more.



Full Round



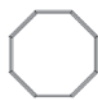
Half Round



Quarter Arch



Round Top



Octagon



Pentagon



Trapezoid



Triangle

SINGLE-HUNG WINDOWS

Whatever your home's architectural style, Fairfield 70 Series Single-Hung Windows will convey impeccable quality and taste. Built for everyday wear and tear, this classic window design features a heavy-duty construction that will stand the test of time.



- Fusion-welded mainframe and sashes deliver increased strength and energy efficiency.
- Multi-chambered extrusions improve thermal performance and structural integrity.
- 1" integral pre-punched nail flange for enhanced installation and a weathertight fit.
- 3/4" thick (nominal) insulated glass unit with warm-edge technology.
- Side load sash operates on two concealed, pre-calibrated sash balances.
- Integral lift handle for easy raising and lowering of the sash.
- Cam lock and keeper provides a tight seal and increased energy efficiency.
- Sash perimeters are fully weatherstripped for improved thermal protection.



Cam Lock and Keeper



Weep Holes



Integrated Lift Rail




Metal-Reinforced Meeting Rail



Integrated Nail Fin

SLIDING PATIO DOORS

A quality-crafted patio door is a simple luxury you'll appreciate every day, every season. Its smooth and reliable operation, along with a weathertight fit, provides a welcoming entry that lets the warmth and beauty of natural light shine through.



- Fusion-welded construction delivers long-lasting durability.
- Sturdy 4-1/2" frame depth and 1" wide integral nailing fin with 1-3/8" set back for added structural integrity.
- Stucco fin option is also available.
- 1" thick (nominal) insulated glass with warm-edge technology provides all-weather protection.
- Adjustable dual tandem roller system on an aluminum track ensures easy gliding action.
- Keyed handle lock and foot lock options.
- Two-, three- and four-panel configurations available.




European-Style Handle with Thumb Lock




Metal-Reinforced Meeting Rail




Adjustable Steel Tandem Rollers



Two-Panel Configuration



Three-Panel Configuration



Four-Panel Configuration

DECORATIVE OPTIONS

Customize Your Windows


COLORS

Fairfield 70 Series Windows are available in White, Almond and Desert Clay to complement a variety of exterior designs.




INTERIOR GRIDS

Decorative grids will lend style and dimension to your windows. Classic grids are available in White, Almond and Desert Clay. All grid selections are offered in Colonial, Prairie and Craftsman patterns in a 5/8" standard flat grid, a 3/4" contoured grid and a 1" contoured grid.



OBSCURE GLASS

Obscure glass styles offer privacy for bathrooms and other areas of your home without blocking the natural light.



GREEN INSPIRATION

Alside Windows and Patio Doors are expertly crafted to provide energy efficiency and help reduce the consumption of fossil fuels for heating and cooling homes. Using less energy to heat and cool your home not only saves money, it can reduce your home's carbon footprint as well. Vinyl's long lifespan and low maintenance nature can further lessen your impact on the environment as no painting, staining or other maintenance-related products are needed.



THE ALSIDE LIFETIME LIMITED WARRANTY



Fairfield 70 Series Windows are made by Alside, a recognized leader in product innovation, manufacturing excellence and uncompromising quality control. That's a reputation you can count on, from the day your windows are installed until the day you sell your home. And to make your buying decision easier, Alside backs all Fairfield 70 Series Windows with its Lifetime Limited Warranty.⁴



Alside 3773 State Road Cuyahoga Falls, Ohio 44223
1-800-922-6009 www.alside.com



©2024 Alside. Trademarks mentioned in this document are the property of Alside, its affiliates, or their respective owners. ENERGY STAR name and logo are registered U.S. marks and are owned by the U.S. government. ¹See your Alside Sales Representative for additional information regarding any questions you might have, or any assertions herein, concerning energy efficiency or savings. Energy savings will vary. Energy savings assume proper installation and use. Not all Alside products are ENERGY STAR-certified. ²Insulated glass (IG) units that require capillary tubes may experience some argon gas depletion. ³Sashes on larger sliding windows may be difficult to lift out due to weight. ⁴For a copy of the written product warranty please visit www.alside.com/support/warranties/ or contact your Alside Sales Representative. Limited warranty does not apply to damage caused by faulty or improper installation, or causes outside of Alside's control. WARNING: Screen will not stop child from falling out window. Keep child away from open window. The only purpose of the screen is to reduce the infiltration of insects. Colors may be slightly different from their appearance in this brochure. Make final color selections using actual product samples. All specifications and designs subject to change without notice. Printed in USA 03/24 4.5M/OP 75-2530-01